


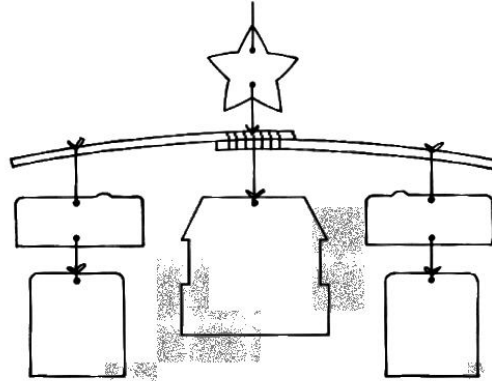


Make a Mobile

1. Cut out each piece on the heavy lines.
2. Paste each piece on heavy paper; trim the borders.
3. Punch a hole at each heavy dot.
4. Use yarn to string the pieces together as shown in the sketch.
5. Overlap the ends of two drinking straws and tape them together.
6. Tie the pieces of the mobile to the straws.



Will you keep your mobile, or use it as a gift?