

Baby Jesus is Born

(Luke 2:1-7)

Pre-Session Warm Up

The last two weeks we have learned about two amazing birth announcements. Who can remember whose births were announced in a special miraculous way? (*John the Baptist and Jesus.*)

It's important for us to remember that John was special, but he was only a man; Jesus was unique in that He was God and Man.

God sent an angel to announce both John's and Jesus' birth. In our lesson today we will learn about the fulfillment of God's promise.

Opening Prayer

Lord, You promised for 5,000 years that You would send a Savior to the people of the earth. And just as You promised, You sent Jesus, born in Bethlehem, to a virgin. Thank You that You are a good God, who keeps His promises. Help us to never doubt Your love and care for us. In Jesus' name, we pray. Amen.

Memory Verse

And she will bring forth a Son, and you shall call His name Jesus, for He will save His people from their sins. (Matthew 1:21)

Lesson

Mary and Joseph lived in a city called Nazareth. [Teacher, point this out on the map.] Joseph worked as a carpenter. One day the Roman soldiers came into the town of Nazareth to tell all the people they had to go to the city where their families had originally come from to sign up and pay taxes. Joseph and Mary's families had come from Bethlehem.

Luke 2:1-3 [Teacher, read:]

At that time the Roman emperor, Augustus, decreed that a census should be taken throughout the Roman Empire. (2) (This was the first census taken when Quirinius was governor of Syria.) (3) All returned to their own ancestral towns to register for this census.

Bethlehem was a long way from Nazareth (70 miles). Mary rode on a donkey and Joseph walked along side of her. They had to travel for many days to get there.

Luke 2:4-5 [Teacher, read:]

And because Joseph was a descendant of King David, he had to go to Bethlehem in Judea, David's ancient home. He traveled there from the village of Nazareth in Galilee. (5) He took with him Mary, to whom he was engaged, who was now expecting a child.

Can you imagine how hard it was for Mary to ride a donkey when she was just about to have her baby? [Teacher, let the children respond.]

When they arrived, they found the town very crowded with people. They looked and looked for a place to stay, but all the hotels were full.

Joseph saw a shed, a barn, or a cave where the animals were kept. And, they were probably glad to find a place to rest from their long journey. Can you picture the place where Mary and Joseph slept? What do you think it smelled like? What noises do you think they heard? (Mooing cows, braying donkeys, neighing horses, cooing doves.) Does this seem like a fitting place for God the Son to be born?

Luke 2:6-7

And while they were there, the time came for her baby to be born. (7) She gave birth to her firstborn son. She wrapped him snugly in strips of cloth and laid him in a manger, because there was no lodging available for them.

To think that nobody knew that the greatest event in all history had just taken place! Jesus, the creator of the whole universe (Colossians 1:16), had left the glorious splendor of His home in Heaven and came to earth in the form of a little baby and was born in a stable.

Jesus is 100% human and 100% God. As a baby, He got tired, hungry, and thirsty. As He grew up, He played and learned like you do. But, even though Jesus was human, He was never naughty; He never sinned! He was the only perfect person that ever lived or who will ever live. We can't forget the fact that Jesus is God; He is God, the Son. We know He is God because he healed the sick, made the lame to walk and the blind to see.

Why did the Father send Jesus to earth in the form of a man? God loved the people that He made so much that He sent Jesus, the perfect God-Man to come and take the punishment for our sins that we deserve.

Heaven is a perfect place. God cannot have any sin come into His presence. He knew we couldn't be good enough to come into His kingdom on our own. So, He sent Jesus to come to earth so that He could die for you and for me. Jesus did it willingly because he knew it was our only hope of salvation!

Let's bow our heads and thank God for sending Jesus to us.

Closing Prayer

Lord, Thank you for sending Jesus who came to earth to teach us how to live our lives in a way that is pleasing to You and who would die for us, making a way for us to come to live in heaven with You. Thank You so very much for your marvelous plan of salvation. In Jesus' name, we pray. Amen.

Learning Activities

Craft Corner

Mobile

Copy the pattern on page 22 onto card stock. Allow the children to color and decorate. Follow the directions for assembly.

Game Center

Relay Race Memory Verse Activities

Split children into two groups for a relay race. Cut the memory verse into 8 parts; write each part on a separate piece of paper. Have the children form two lines. The first child runs up and gets a piece of the memory verse out of a lunch sack and tapes it to the wall. He then runs back to the front of the line and tags the next person on his team to repeat the activity until a team has all the pieces of the verse up on the wall in the correct order.




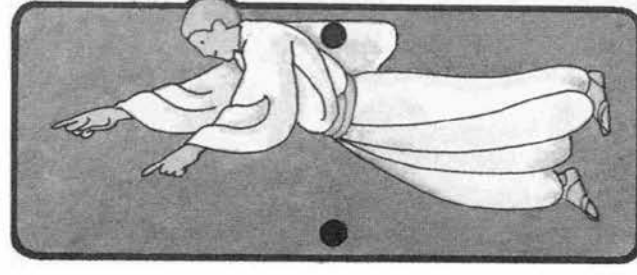
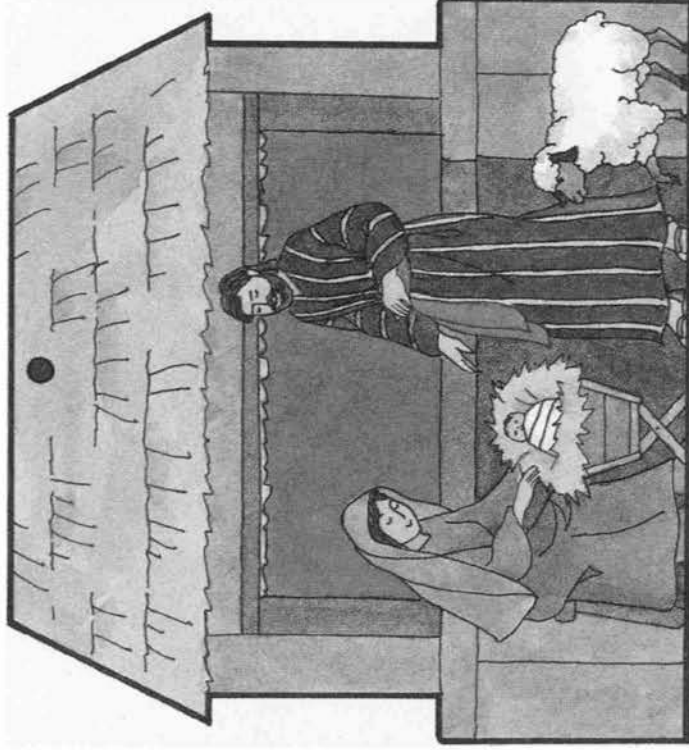
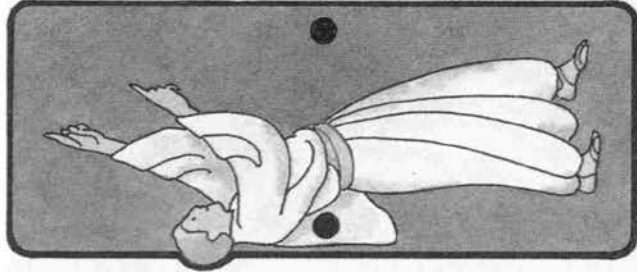
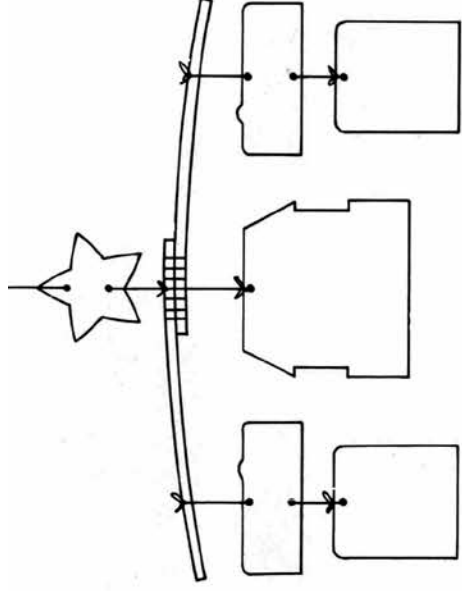
Or, use the following review questions in a game of your choice:

1. What town did Joseph and Mary live in? (Nazareth)
2. What did Joseph do for a living? (He was a carpenter)
3. Why did Joseph and Mary have to go to Bethlehem? (To pay taxes)
4. How did Joseph and Mary travel to Bethlehem? (Joseph walked and Mary rode a donkey)
5. Where did Joseph and Mary stay while they were in Bethlehem? (In a stable)

6. Why did Jesus come to earth? (To show us how God wants us to act and so that He could take the punishment for our sins)
7. How can we know that Jesus is God? (He was born of a virgin, He healed the sick, made the lame to walk and the blind to see)
8. How can we know that Jesus is man? (He got hungry, tired, thirsty, etc.)
9. Why was the birth of baby Jesus such good news?

Make a Mobile

1. Cut out each piece on the heavy lines.
2. Paste each piece on heavy paper; trim the borders.
3. Punch a hole at each heavy dot.
4. Use yarn to string the pieces together as shown in the sketch.
5. Overlap the ends of two drinking straws and tape them together.
6. Tie the pieces of the mobile to the straws.



Will you keep your mobile, or use it as a gift?